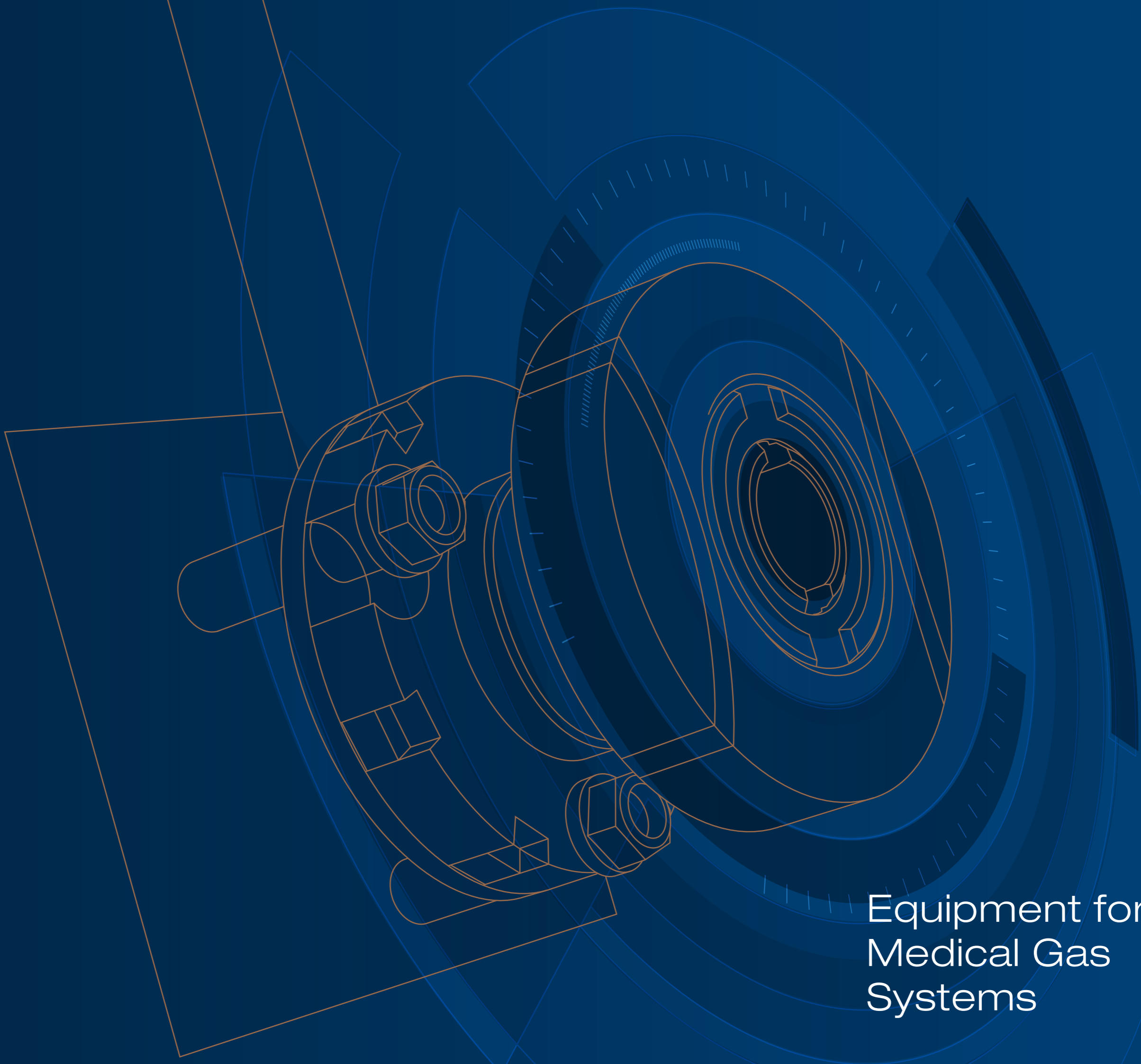



Medicop



Equipment for
Medical Gas
Systems



Medicop: A History of Experience A Story of Expertise

Medicop is an internationally renowned manufacturer of medical equipment and ambulance vehicles, widely recognised across Europe and well beyond as one of the best and most trustworthy providers of products designed to help patients and save lives everywhere.

Everyone at Medicop is well aware that we produce equipment for customers who simply cannot make nor accept mistakes – the most demanding hospitals, emergency departments, intensive care departments and health centres around the world.

This exacting policy applies to the entire Medicop product and service portfolio, consisting of Equipment for Medical Gas Systems, Bedhead Units, Oxygen Therapy Devices, Medical Suction Units and Medical Support Equipment; and to our comprehensive range of ambulances and special transport and treatment vehicles.

*Medicop products are employed
in hospitals and health centres in
60 countries around the world.*

We draw our strength from our vast pool of knowledge, experience and expertise, together with a creative spirit that moves us to develop original and innovative solutions for the most demanding of clients – and all to the highest international standards. Through our in-house research and development centre we develop technologies, processes and products that provide optimal solutions to very specific needs.

Quality, safety and reliability, since 1978

We at Medicop are proud of our considerable tradition, which stretches back more than 40 years to 1978, when the company was first established. We are also particularly proud of the fact that Medicop products are used in almost every health care facility in Slovenia, and employed in hospitals and health centres in 60 countries around the world.

Naturally we perform demanding functionality tests on every device we produce, ensure all devices operate according to a wide range of technical standards. And we have put in place additional quality control in various phases of production to ensure nothing stands to compromise the absolute safety and reliability of our products – products that are the result of exacting state-of-the-art engineering and manufacturing processes and procedures.

All of this and more makes us well equipped to provide healthcare facilities and institutions with the best medical gas equipment solutions, from clinics that require a mere single cylinder per week to facilities requiring hundreds of cubic metres per hour around the clock.

Total control optimised and simplified

We are well positioned to provide equipment for medical gas systems for both stationary healthcare facilities and for compact mobile shelters that can be used as mobile hospitals in an array of challenging environments.

And in this age of enhanced mobility and remote access users everywhere have complete and precise control, anywhere, over the status of all medical gases via CAN-BUS technology and other powerful technologies.

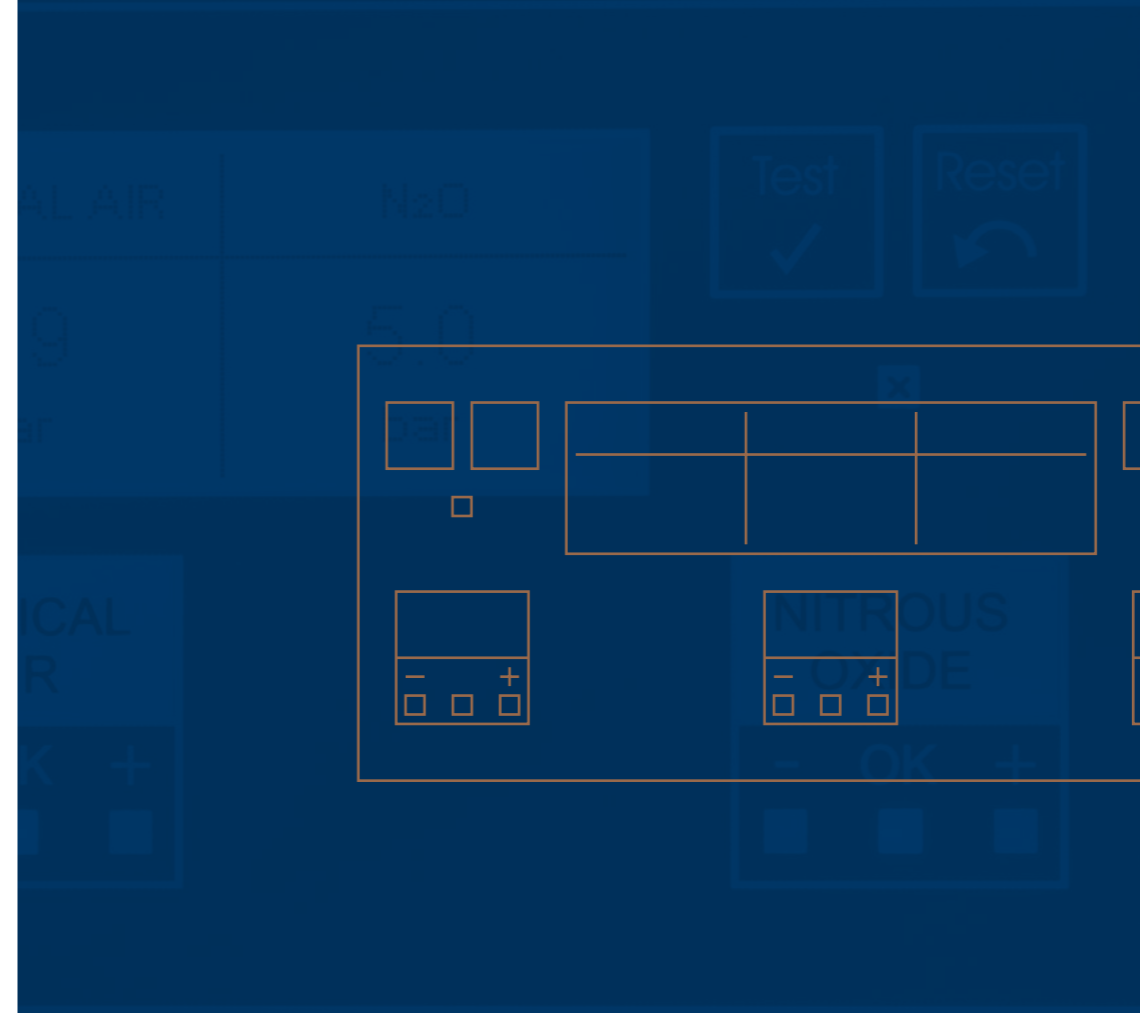
Medicop delivers each gas unit completely ready-assembled and tested, so on-site installation times can be greatly reduced and units get on line and operational all the faster. Just as important is the expert work of all our installers, who receive regular training to ensure the work of all our service team personnel meets the very highest professional standards.

*Nothing stands to compromise
the absolute safety and reliability
of our products.*

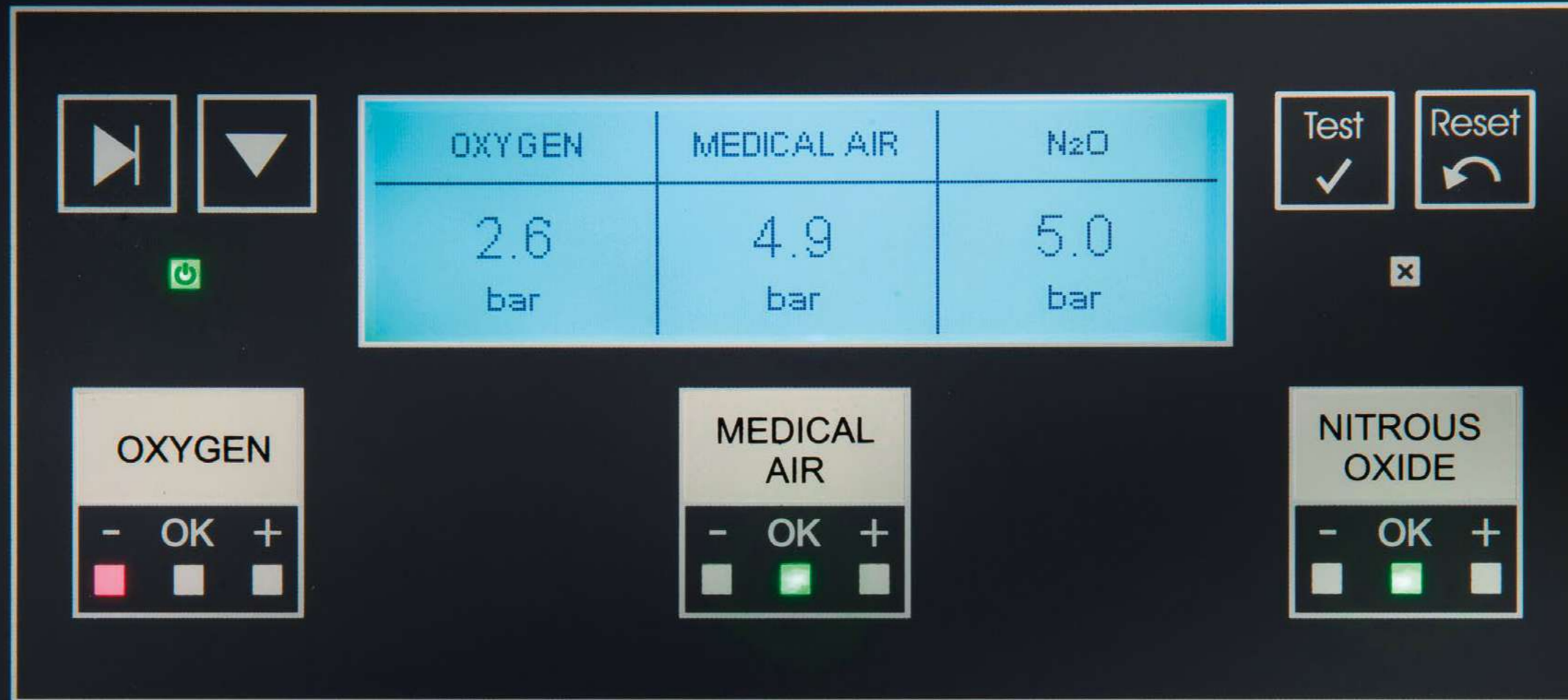
Saving time saves lives

We at Medicop have made it our priority to respond to clients in the shortest time possible, and to ensure goods and services are delivered on time and on budget. Deliveries and installations arrive and happen when and as promised; transport terms ensure fast and reliable deliveries, and clients are kept well abreast of the status of their orders and all other related information.

Alongside our many standard product models and configurations, we also offer customers customised solutions and adaptations to meet the most specific of requirements – and all with the greatest of safety concerns foremost in mind. We work hard to meet the entire range of customer requirements and expectations, and to make the customer and user experience as convenient, effective and reliable as possible.



CENTRAL SUPERVISION
AND ALARMS



*Monitor your gas system
– anytime, anywhere.*

One of the main advantages of our system is our new Supervision System with CAN-BUS technology, which allows users to collate and monitor the status and condition of all gases in a single place, and to distribute this information worldwide via the Internet from a computer terminal or mobile device. Two supervision models are available: one features a central LED control display, and a software solution that can be installed on and run from a workstation.

The Medicop Supervision System boasts a number of key benefits and advantages.



SUPERVISION AND MANAGEMENT

The status and quality of all medical gases can be monitored from a single place, which allows users to take action quickly and efficiently if the demand arises.

ACCURATE COST CALCULATIONS

The system provides users with an overview and breakdown of gas consumption by building sector or department, which is an effective tool for cost calculation and analysis.

CAN-BUS TECHNOLOGY

CAN-BUS technology ensures the system functions fast and efficiently, maintains reliable connections and safe network operations, and is compatible for integration with other networking systems (SAP, Navision, etc.).

CONTROL FROM ANYWHERE

The system enables remote access to the supervision system via the Internet; and the system can also be set up to send essential warnings as text messages to the supervisor's mobile device.

SIMPLE UPGRADES

It's fast and easy to incorporate new components into an existing central supervision system and monitor their status when installed and added to an existing medical gas system.

ASSISTANCE ON DEMAND

Supervision systems run from personal workstations allow manufacturers to view the status of their gases from their own location, and enables them to offer professional assistance in the case issues arise or to provide maintenance-on-demand.

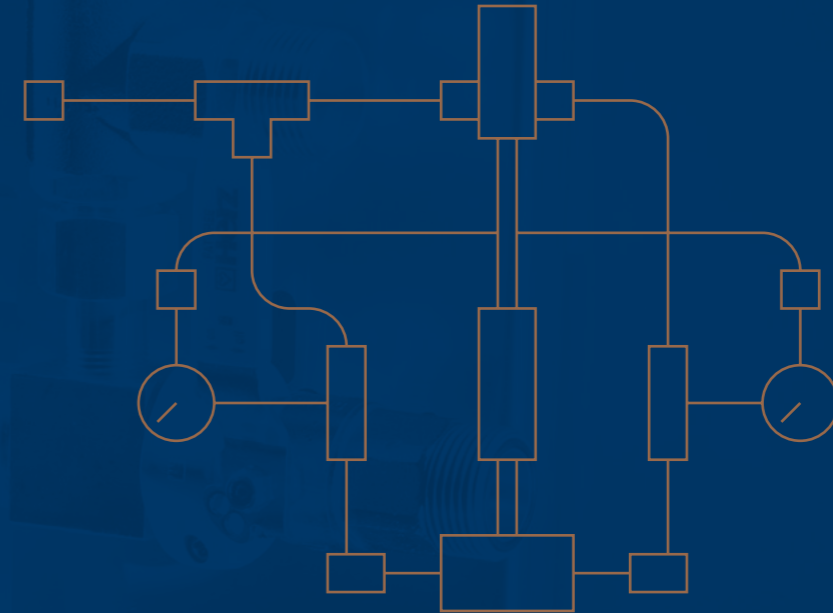
Additional equipment

GSS	<i>PC software offers a comprehensive overview and management of entire medical gas system.</i>
------------	---

MASTER ALARM	<i>For overview of alarms from gas manifolds/plants, pressure stabilizers and control boxes.</i>
---------------------	--

EXTERNAL ALARM UNITS (MEDICAN OR GASMON)	<i>For monitoring of alarms and/or gas parameters from separate transmitters, or other sensors.</i>
---	---

ALARM COPIES (MEDICAN OR GASMON)	<i>For multiplication of alarm-monitoring from manifolds, pressure stabilizers, or control boxes.</i>
---	---



M E D I C A L G A S M A N I F O L D S

*Seamless functionality,
simple control.*



Medical gas manifolds are designed to supply the correct pressure and volume of gas from gas cylinders or tanks to a healthcare facility's pipeline system.

The typical medical gas manifold – for oxygen, N₂O, CO₂, or medical AIR – commonly consists, in accordance with EN ISO 7396-1 and HTM 02-01, of three sources, with automatic changeover from empty source to full source.

A liquid source is commonly used as the primary oxygen supply, while a dual-sided cylinder is used as a reserve supply-source. Medicop manifolds are specifically designed for optimal functionality and reliability, and offer users a number of very tangible advantages.



CAPACITY RANGE

Medcop produces gas manifolds for facilities of all sizes and applications, from smaller clinics with just a single gas terminal unit up to the very biggest healthcare facilities and institutions with thousands of terminal units.

INTEGRATED LCD DISPLAY

All information on manifold status (pressure levels of each source, line pressure, alarm messages, gas consumption, event log and more) can be monitored on a single display, which in turn also enables all resulting information on medical gases to be forwarded to the central supervision unit.

EASY HANDLING

The special conical shape of the cylinder connection, together with a convenient handle on all connecting points enables all empty cylinders to be changed without any tools whatsoever.

EASY MAINTENANCE

Filters and other waste components are smartly positioned for easy access, making regular service quick and easy.

FULL COMPATIBILITY, FOR EVERYONE

High-pressure connections are available for several different standards commonly used around the world (DIN, BS, NF, SS, Pin-Index, CGA and more).

UNINTERRUPTED FLOW

Double line-pressure regulators and NIST inlets ensure the pipeline is properly and precisely supplied with gas, even during maintenance procedures or service work on any manifold components.

SAFETY FIRST, LAST AND ALWAYS

Special safety valves for each high-pressure source, together with separate line pressure safety valves ensures safety remains the highest priority.

Attention!
Open all cylinders
and shut off system

17A300132

Additional equipment

LQ UNITS Pressure reduction unit for connection of primary source from a vessel for liquefied gas. For use in combination with MQ units.

RQ UNITS Pressure reduction unit for connection of third gas source, supplied from the cylinders. For use in combination with MQ units.

RQS Pressure reduction unit for connection of third gas source, supplied from the cylinders. For use in combination with MQR units.

OPTIONAL ACCESSORIES High pressure headers for connection up to 12 cylinders in each source, HP hoses, flow-sensors for measuring of gas consumption, scales for measuring of gas weight, signal converters

Copies of alarm display; MEDICAN, or GASMON.

Available options

	MQ / MQR 30P	MQ / MQR 50P	MQ / MQR 80P	MQ 180
GASES	All noncorrosive gases (also O ₂)			
FLOW RATE [nm³/h]	30	50	80	180
MAX. SUPPLY PRESSURE [bar]	160 (N ₂ O, CO ₂), 200 (O ₂ , AIR)			
POWER SUPPLY	100 – 240 VAC, 50/60 Hz			
OPERATING TEMPERATURE [°C]	-20 to +60			
ALARM	MEDICAN / GASMON *Gasmon not available for MQR			
*EXTERNAL ALARM	available			
*FLOW SENSOR OR SCALES	available			
*MODBUS CONVERTER	available			
*4-20ma DUPLICATOR CARD	available			
GAS HEATER	available			
IN COMPLIANCE WITH	EN ISO 7396-1, MDD 93/42/EEC HTM 02-01			

* optional equipment




P R E S S U R E S T A B I L I Z E R S


*Safe and stable pressure,
always.*



SQ stations are stabilizers used in the supply of medical gases. The SQ stabilizer features dual low-pressure regulators, safety valves, pressure sensors, pressure gauges and an integrated Medican alarm.

The solution provides all key information on the status of inlet and outlet pressure, and the alarm can be connected both to additional slave panels and to the monitoring system via potential-free contacts or the Modbus TCP / RTU, 4-20 mA Duplicator.





↑ LIFT THE PANEL UP, FOR ACCESS TO REGULATORS ↑

▶	▼	INLET PRESSURE	W. PRESSURE	Test	Reset
■	■	11.00 bar	5.10 bar	✓	↶

INLET PRESSURE WORKING PRESSURE

Medcop


-	OK	+
■	■	■

-	OK	+
■	■	■

-	OK	+
■	■	■

-	OK	+
■	■	■

↑ LIFT THE PANEL UP, FOR ACCESS TO REGULATORS ↑



Available options

	SQ 30P	SQ 50P	SQ 120P	SQ 170	SQ 200	SQ 350	SQ 1000
--	-----------	-----------	------------	-----------	-----------	-----------	------------

GASES	All noncorrosive gases (also O ₂)						
FLOW RATE [nm³/h]	30	50	120	170	200	350	1000
MAX. SUPPLY PRESSURE [BAR]	20						
LINE PRESSURE [bar] POWER	1 – 10						
SUPPLY	100 – 240 VAC, 50/60 Hz						
OPERATING TEMPERATURE [°C]	-20 to +60						
ALARM	MEDICAN						
*EXTERNAL ALARM	available						
*FLOW SENSOR	available						
*MODBUS CONVERTER	available						
*4-20ma DUPLICATOR CARD	available						
IN COMPLIANCE WITH	EN ISO 7396-1, MDD 93/42/EEC HTM 02-01						

* optional equipment



C O N T R O L C L O S I N G B O X E S

*All gases in the building
under complete control.*

Control boxes are installed on individual floors and allow users to monitor the status of medical gases throughout the building. Medicop control boxes incorporate all features required by EN ISO 7396-1 and HTM 02-01 standards, like pressure monitoring, an emergency supply inlet, close-control over gas flow, and an alarm that warns of excessively high or low pressures.

Medicop control boxes are distinguished by the following key features and advantages



COMPELLING DESIGN

the front panel is made of dark tempered glass, with all controls and monitored parameters integrated on the panel.

PHYSICAL FLOW INTERRUPTION

Using the special plates attached the physical flow of gas can be closed off, after which a professional leakage test can be properly conducted.

MONITOR CONSUMPTION

By installing a flow-sensor users can gain information on the amount of gas used over a certain period for individual medical departments.

INTEGRATION WITH CENTRAL GAS SUPERVISION

Dedicated CAN-BUS contacts [are available] integrate all information from the control box with the central gas supervision system.

MONITOR HISTORY


All events for each installed gas are stored in the display software, allowing the user to trace the history of all errors related to pressure, temperature, door openings and closings and more. Similarly, information on the start- and end-time for each event is stored for future reference.

MONITOR TEMPERATURE

With an ambient temperature-sensor installed users can set an alarm that warns of excessively high gas temperatures.

AUTOMATIC ADJUSTABLE DISPLAY

The display can be adjusted according to the number of gases installed in a box. One to five different gases can be installed in a single box. Using only the TAB and DOWN buttons the user can check and manage all available software menus. Software settings are specific exclusively to authorized personnel, and access is further secured by a PIN code.



Available options

<i>NUMBER OF GASES</i>	<i>1 – 5</i>
<i>INSTALLATION</i>	<i>surface-mounted sunken-mounted</i>
<i>MONITORING/ALARM</i>	<i>analogue using gauges digital using LCD MEDICAN / GASMON alarm</i>
<i>SIZE OF CONNECTING PIPE</i>	<i>8 – 22 mm</i>
<i>ADDITIONAL EQUIPMENT</i>	<i>flow-sensor temperature-sensor sensor for door opening</i>
<i>AVAILABLE STANDARDS</i>	<i>EN ISO 7396-1 or HTM 02-01</i>

TERMINAL UNITS

*Simple and reliable, with
immediate delivery.*

Terminal units for medical gases have a special place at Medicop. Because we began producing and installing them back in 1984 we have more experience with terminal units than with virtually any other product. Continuous development work and improvements over the years have made our terminal units among the best in the world. Medicop terminal units for medical gases boast a host of features and benefits: installation and connections are smooth and easy, they have a long shelf life, are widely compatible, are safe and clean, and delivery times are short and fast.





DURABLE CONSTRUCTION

The main constituent parts are made of metal and fewer components are used. Connection and disconnection are smooth and easy. As a result, units are highly wear-resistant and boast long shelf lives.

EASY INSTALLATION AND SERVICE

All models and standards employ the same design and base plate. A cartridge service kit simplifies servicing procedures, and products are delivered preassembled. As a result, installation and maintenance are made easy using a single standard tool. And all units are highly compatible with any bed head unit or ceiling pendant.

EASY INSTALLATION AND SERVICE

All models and standards employ the same design and base plate. A cartridge service kit simplifies servicing procedures, and products are delivered preassembled. As a result, installation and maintenance are made easy using a single standard tool. And all units are highly compatible with several bed head unit or ceiling pendant.

INTELLIGENT RFID TECHNOLOGY

Units employ integrated electronic RFID tag transfer and exchange of data with RFID reader devices for non-contact and automatic object detection. A wide variety of outlet data is stored in the RFID tag, including serial number, production date, service schedule, service kit number and more. So outlets can be easily identified and tracked faster, and data entry and processing is faster and more accurate, creating a comprehensive status overview of all maintenance.

SMART GAS PRESSURE CONTROL

Integrated LED indicators provide a warning when gas pressure falls below or rises above safe or permitted limits. As a result, users have comprehensive, reliable control over gas pressure precisely where it is in use.



Available options

AVAILABLE STANDARDS

DIN (German)

BS (British)

SS (Swedish)

AFNOR (French)

INSTALLATION OPTIONS

surface wall-mounted

flush wall-mounted

BHU/pendant mounted

hose-mounted

Y-model

GASES

oxygen

N₂O

medical air

surgical air

vacuum

CO₂

nitrogen

AGSS

mixture O₂/N₂O

argon

For additional information go to

WWW.MEDICOP.EU



Medicop



Medicop, a history of expertise





